


Table of Contents:

Installation Startup, and Running the Program	4
The Crystal Ball	6
The Dice	6
The Tarot	7
10 Best Fortune Teller™	8
Horus	10
Auras	10
Love Stars	11
Palm Reading	12
The I Ching	13
A Final Word	13
Expert Software License Statement	14
Service Policy/Product Support	16

**Copyright © 1991 by Rosemary West
All Rights Reserved**



987654321

**Expert Software
P.O. Box 143376
Coral Gables FL 33134**




Table of Contents:

Installation Startup, and Running the Program	4
The Crystal Ball	6
The Dice	6
The Tarot	7
Geomancy Magickal Patterns	8
Numerology	9
Runes	10
Auras	10
Love Stars	11
Palm Reading	12
The I Ching	12
A Final Word	13
Expert Software License Statement	14
Service Policy/Product Support	15



Chapter 1: Installation, Startup, and Running the Program

Installation:

The program comes stored in compressed format and must be expanded and configured before you can run it. The install program will do this for you. Before installing, be sure you know what type of graphics display adapter your computer has. To install, simply log into the floppy disk drive with either the 720K or first 360K distribution disk, type `INSTALL` and press `<Enter>`. In the example below, the user has placed the distribution disk in drive A: and started the install program from there.

```
A: <Enter>
INSTALL <Enter>
```

Note to users without a hard drive: to install to floppy disks, you must have the appropriate formatted disks ready. CGA or Hercules users must have two 360K, one 720K, 1.2M or 1.44M disk(s). EGA or VGA users must have two 720K, one 1.2M or 1.44M disk(s) ready.

The program will ask which type of disks to install *to*. Indicate your choice by pressing a letter from the list.

Once you've made this choice, the program will begin expanding the program files. If you're installing from the 360K distribution disk, you'll be prompted to insert the second disk. You'll then be asked to specify the type of graphics display adapter. Users who have chosen to install to two 360K disks or one 720K disk may only choose from CGA or Hercules. Other users may choose from EGA or VGA as well.

Startup:

To run the program, make sure you're logged into the proper drive and/or directory, type `FORTUNE` at the DOS prompt, and press `<Enter>`. The example below shows the user logging into a hard drive called C:, changing directory to `\FORTUNE`, which is the default directory created by the installation program, and then

starting the program.

```
C:                <Enter>
CD \FORTUNE      <Enter>
FORTUNE          <Enter>
```

Running 10 Best Fortune Teller: the Basics:

As soon as you start Ten Best Fortune Teller, you'll see the main menu. To execute a command from this menu, or from any submenu, simply use the cursor keys — the up and down arrows — to move the highlight bar to the command of your choice, then press *<Enter>*. From the main menu, you may also press the letter listed next to the menu choice. Once you've executed a command and provided any further details the program needs to know to provide you with a fortune or analysis, you'll not only view the fortune or analysis, you'll have the opportunity to print it as well. These information screens will show you a legend on the bottom to remind you of the following options:

- PgDn** — Page Down: Allows you to scroll to the next screen of text containing your fortune or analysis. If there is no more text than that already on screen, the legend will not list this key.
- PgUp** — Page Up: Allows you to scroll to the previous screen of text containing your fortune or analysis. If there is no more text than that already on screen, the legend will not list this key.
- P** — Print: Allows you to send the text of the entire fortune or analysis to your printer.
- X** — Exit: Allows you to return to the main menu. The **Escape** key also provides the same function.
- S** — Setup: Allows you to specify the printer port. The default is LPT1. If you're not sure which port you're using, this is probably the correct setting.

Chapter 2: The Crystal Ball

The Crystal Ball works as a lens that sees the past, the present and the future. Concentrate on a question in your mind, and the Crystal Ball will reveal all. You have to help it first, by choosing a category for the prediction.

Once you've selected Crystal Ball from the main menu, you'll see a submenu with the category choices. Select from Career and Finance, Health and Longevity, Romance, or a Personal Forecast. Concentrate on a question in your mind — "Will I get that raise?" "Will my blind date like me?" The answer will appear on screen, in general terms, or in the form of advice. For instance, assume you've asked the crystal "Will my blind date like me?" You chose the "Romance" command on the menu, and received the reply: "When you find the right mate, you will build a wonderful home together." You must interpret this. If you're in a good mood today, you may take this as a positive statement, or a "yes." If it's been a rotten day, you may interpret this reply as the equivalent of "Wait until next year." As with all oracles, the crystal ball will veil its reply in a way that may be understood only by true believers or by those who are truly in touch with their feelings.

The Crystal provides a special reading of your personality. To see this, choose "Personal Forecast" from the menu. This personal forecast will be the general outlook for the next year for you, and advice for best dealing with it.

Chapter 3: The Dice


The dice fortune telling method relies on the interpretation of the chance number drawn by the face of the dice. When you select "Dice" from the main menu, the program will roll three dice for you and interpret your fortune accordingly.

When "rolling" the dice, concentrate on a general area of interest. You may also concentrate on a specific question, but since this is a random prediction method, you may not receive an appropriate answer. The answer will take the form of a prediction. Interpret

the answer as you would any statement from an oracle.

Chapter 4: The Tarot

The tarot, or the art of telling fortunes with picture cards, may extend all the way back to ancient Persia. From Persia, it may have been handed down via the gypsies. Though it's likely that the 52-card playing card deck we use today is descended from the tarot, the pictures and division of the tarot cards is different from the cards we play gin rummy with. Each picture card represents a particular person or theme with an influence. The page (equivalent to the jack in the playing card deck), for example, represents a friend, not necessarily male, who may be both generous and sincere.



When you choose Tarot Cards from the main menu, you'll be prompted to enter your name for a personalized reading. The program will deal the cards and show you a layout of how the cards

are placed for the reading, and a list of which cards were drawn. Scroll down the screen to see the specifics of the reading. The program will provide you with an interpretation of each card, in the order they were listed on screen. For each position, you'll see a legend such as "This crowns you." This provides you with a key to interpreting the meaning of the card as it applies to you. The card that crowns you, for example, applies to your future.

By reading all the cards and placing the interpretations in the context provided by their placement, you'll be able to view past, present and future, and interpret the intentions of the people around you. Tarot often provides insight into events in the immediate future, so look carefully at the interpretation for hints about your ongoing projects.

Chapter 5: Geomancy Magickal Patterns

In ancient times, fortune tellers might throw stones or bones into the air and then interpret the patterns in which they fell on the ground. Geomancy sorts the patterns into magical characters, which it then describes and interprets for you. In more recent times, the pattern interpretation process has grown into a method in which practitioners place random dots on paper and then interpret them. Each character found is placed in a "house." Each house has a controlling interest in a different area. The first house, for instance, will predict your health and well-being. The second controls your material possessions. There are twelve houses in all.

When you select Geomancy from the main menu, you'll see a screen with characters popping in or out. Because the program mimics the act of *you* placing the dots to form a pattern, it's up to you to tell the program how you want them. The pattern will be set and interpreted at the time *you* press a key. An analysis will appear with the character outlines of the geomancy patterns found by the program. Additionally, you'll see the name of the house for each character, what area each house influences, the name of each character, and a brief interpretation/prediction for the character.

For best results, place yourself in a receptive frame of mind when casting your pattern. Think of geomancy as something like

unconscious writing — if you can make your mind blank, you may touch the deeper parts of your unconscious and reveal the patterns the predictions require.

Chapter 6: Numerology

Pythagoras said "the world is built upon the power of numbers." This power extends to an influence on your character and circumstances. Numerology interprets the significance of the numbers in your name and birth date.

NICK HARDY 09/10/59

NICK has the numerological value of 1. The number 1 personality is dynamic and self-assured, ambitious, brave, and flamboyant. The 1 is a leader, someone who likes to take action, and who has the spirit of a pioneer or an inventor. Number 1's strengths are self-confidence, leadership, and imagination. Its weaknesses are arrogance, a tendency to ignore details, and domination. Your foresight and organizational ability can help you overcome any inclination toward laziness.

You will be happiest in a career which allows you to manage and supervise as an acknowledged leader or authority, or as the owner of your own business.

Your last name also has a powerful influence in your life, and in

<PgUp><PgDn>=Scroll <P>=Print <X>=eXit <S>=Setup

When you select "Numerology" from the menu, you'll be prompted to enter your name and birthdate. If you've changed your name since birth — either through marriage or legally, you must enter the name which you feel is the true expression of your personality. Sometimes, it's even best to enter a nickname rather than your legal name, if that's how you really think of yourself.

The program will offer an analysis of your numeric influences. It will display your personal numbers, provide an interpretation of your personality, and describe how you get along with others. It

will provide you with insights into what people you will get along best with, what times are best for romance, highest energy levels, and lucky colors.

Chapter 7: Runes

Runes are the characters of an ancient European alphabet. Casting the runes means throwing pieces of wood or stones with runes carved in them into the air, then interpreting thirteen of the runes once they've fallen.

The program will divide the runes into houses of influence and interpret what each rune in each house means. The first house, for example, represents you — your external attributes, behavior, etc. The thirteenth house holds the most important rune. It will sum up the reading and provide the most important insight into your personality.

When you choose Runes from the main menu, you'll see a screen in which you may enter your name. This will provide you with a personal reading. When the program casts the runes, it will show you the rune cast for each house, along with the name of the house and its significance. For each rune, you'll see an interpretation of the meaning of the rune. Sometimes you'll see the "blank" rune. This doesn't mean that there was no rune for that house; it's the equivalent of a joker in the deck of cards.

Chapter 8: Auras

Aura reading is the analysis of energy fields surrounding the bodies of many different types of people. These auras have been documented in photographs, and some people may have the ability to see auras with the naked eye.

When you select Auras from the main menu, the program will prompt you for your name and birthdate, to personalize the reading. Once you've entered these, you'll see the analysis.

The analysis will interpret your aura into two colors, primary and secondary, and tell you about the characteristics of people with auras of those particular colors. You'll see your *keywords* described by color. These are one word personality overviews based on the aura color. Concepts such as understanding, creativity or self-expression are examples of keywords. Note that the colors of your aura may not correspond to your favorite or lucky colors.

Chapter 9: Love Stars

Love Stars presents you with a highly specialized, though for some, the most important aspect of astrology: how the stars predict you'll get along with that special person. Love Stars will compare the characteristics of your astrological sign with the sign of your beloved, and tell you how your personalities may interact.

YOUR ASTROLOGICAL SIGN

Aries (March 21-April 20)

Taurus (April 21-May 20)

Gemini (May 21-June 20)

Cancer (June 21-July 20)

Leo (July 21-Aug 21)

Virgo (Aug 22-Sept 22)

Libra (Sept 23-Oct 22)

Scorpio (Oct 23-Nov 22)

Sagittarius (Nov 23-Dec 20)

Capricorn (Dec 21-Jan 19)

Aquarius (Jan 20-Feb 18)

Pisces (Feb 19-March 20)

When you choose Love Stars from the menu, the program will ask you to choose your sign from a list, and then your partner's (or

intended partner's) sign. You'll then see a short description of how your most important characteristic attracts or repels your partner, and a sentence or two about how the two of you interact in general. Sometimes you'll receive a little friendly advice: for example, "If you want to stay together, you need to share some space in the real world."

Chapter 10: Palm Reading

Palmistry, the study of the human hand, is based on the belief that your physical nature affects your spiritual nature and vice versa. By reading the lines on your hands, it's possible to read your character.

When you choose Palm Reader from the main menu, you'll see a picture of a hand on screen, with the most important lines (or creases) in the palm identified. The program will ask you to describe how each of these lines appears on your hand, allowing you to choose the best description(s) from a list on screen. In turn, you'll choose descriptions regarding your head line, heart line, life line and other characteristics. At each prompt, type in the letter of each description that applies; for example, if your head line is long and gently curved, press the letter that corresponds to this description. You will probably find that for certain prompts, more than one description applies. Simply type in more than one letter, if this is so. There are four lists of descriptions in all. Once you've gone through them all, you'll see a report on screen.

This report may describe your character, interests, family background and more. The analysis will concentrate on your mental abilities, such as your power of concentration, your interpersonal skills, and your emotional qualities.

Chapter 11: The I Ching

The I Ching is the ancient fortune telling method of China. Not only will it help you tell the future, it will also convey its wisdom with it.

The I Ching depends on a random toss of coins or sticks, which then forms a reference to a chinese hexagram character(s), which in turn serves as a reference to a poetic selection from the I Ching. This program uses the coin toss metaphor.

The predictions are made in the forms of visions and images. You may find your reading advises you of darkness ahead. The I Ching itself provides some interpretation of the image, but you must further apply it to your particular situation. When you choose I Ching from the main menu, the program will automatically make the coin toss for you and then display a representation of the hexagram and the related text from the I Ching. Depending on the coin toss, the program will draw either one or two hexagrams.

Chapter 12: A Final Word

For thousands of years, humans have been fascinated, dazzled and entertained by fortune telling. 10 Best Fortune Telling brings these ancient arts to your PC. In keeping with tradition, we recommend you use each of the ten fortune telling methods no more than once daily. Remember: the first fortune is usually the best.

10 Best Fortune Teller is intended as entertainment only. Expert Software makes no claim as to the accuracy or effectiveness of any of the advice, predictions, suggestions or any other comments contained in 10 Best Fortune Teller, and the user should not rely on any such advice, predictions or suggestions in determining any contemplated course of action. We sincerely hope you will enjoy the program as much as we enjoyed developing it.

Expert Software License Statement

This software is protected by both United States Copyright Law and International Treaty provisions. Expert Software grants you this license and your continued use confirms your agreement. Therefore, you must treat the software "just like a book," with the following single exception: Expert Software authorizes you to make archival copies of the software for the sole purpose of backing up your software and protecting your investment from loss.

By saying just like a book, Expert Software means, for example, that the software may be used by any number of people and may be freely moved from one computer to another, so long as there is no possibility of being used at one location while it's being used in another. This is just like a book that cannot be read by two different people in two different places at the same time; neither can this software be used by two different people in two different places at the same time.

This agreement shall be construed, interpreted, and governed by the laws of the state of Florida and shall inure to the benefit of Expert Software, its successors, administrators, heirs, and assigns.

Limited Warranty

Limited warranty on product disks. To the original buyer only, Expert software warrants the disk or disks on which this product is recorded to be free of defects in material and workmanship under normal use for a period of 90 days from the purchase date. Any implied warranties of merchantability or fitness for a particular purpose are limited in duration to the period of 90 days from the date of purchase. Your sole and exclusive remedy in the event of a defect in material or workmanship under normal use is expressly limited to replacement of the defective item.

This warranty gives you specific legal rights, and you might also have other rights that vary from state to state.

No warranty on product software or User Guide. Even though Expert Software has tested the software and User Guide and reviewed their contents, Expert Software and its distributors and dealers make no warranties, either expressed or implied, with respect to the fitness for a particular purpose. The software and User Guide are distributed solely on an as is basis. The entire risk as to their quality and performance is with you. Should either the software or User Guide or both prove defective, you (and not Expert Software and its distributors and dealers) assume the entire cost of all necessary servicing, repair, or correction. Expert Software and its distributors and dealer will not be liable for direct, indirect, incidental, or consequential damages resulting from any defects in the software or User Guide, even if they have been advised of the possibility of such damages.

Some states do not allow limitations on how long an implied warranty lasts or the exclusion or limitation of incidental or consequential damages, so the above limitations or exclusions might not apply to you.

Copyrights:

The manual and the software described in it are copyrighted with all rights reserved. The manual or software may not be copied in whole or part, without written consent of Expert Software. You may not sell, rent, lease nor transfer copies of the manual or software in any other way without the prior written consent of Expert Software.

Trademarks

Expert Software and Ten Best Fortune Teller are trademarks of Expert Software
All other trademarks are acknowledged

In Case of Defective Disks:

If the disk or disks should fail within 90 days of purchase, please return the original disk with proof of purchase for FREE replacement. After 90 days from date of purchase, include \$9.50 for replacement. You can obtain a replacement disk of the program by returning the defective copy, with your proof of purchase to Expert Software, Attention: Customer Service, P.O. Box 143376, Coral Gables, FL 33134.

EXPERT SOFTWARE

Service Policy/Product Support Policy

Technical Support via telephone is extra. At Expert Software, we're dedicated to bringing you the best software at the best price. We don't charge in advance for technical support, which statistics show most customers don't use, in order to keep the price of the product low.

All Expert Software products are thoroughly tested and come with a comprehensive User's Guide. In most cases, the answer to your question is in the manual. We'll be happy to provide additional technical support via telephone... for a fee. Please call our special toll number, available from the U.S. or Canada: **(900) 988-4437**. You will be billed for this call at a rate of \$5.00 for the first minute plus 40 cents per minute thereafter by your phone company. (Note: should you order another Expert product, the cost of the call will be offset by our FREE Federal Express shipping of your order. See the catalog). When you call for technical support, have ready the make and model of your computer, the amount of RAM installed, the DOS version, number of floppy drives, plus the type of graphics display and type monitor you use. If you have a hard drive, you should know the number in the FILES= line of your CONFIG.SYS file. To save your time and money, we suggest you have the computer up and running when you call. If you're having a problem printing, please have your printer manual handy.

For our customers who prefer not to pay for the toll call, please write to us at the address below should you require assistance, with as much detail concerning your system and the problem as possible. We will answer via mail.

Expert Software
P.O. Box 143376
Coral Gables, FL 33134

