


by **UNIVERSAL**

## CARTRIDGE INSTRUCTIONS

**For use with Intellivision® or Intellivision® II  
Master Component**




- For one or two players • Select from four skill levels
- For color TV only

**COLECO**

---

## GAME DESCRIPTION

---



Lady Bug™ gobbles her way through a maze. Suddenly a starving insect charges after her! Use turnstiles to change the maze and block the predator's pursuit. But remember to avoid the deadly pesticide skulls. Lady Bug™ earns points by eating flowers, hearts and vegetables and by spelling the word 'EXTRA.' How many points can you rack up before the predators catch Lady Bug™?

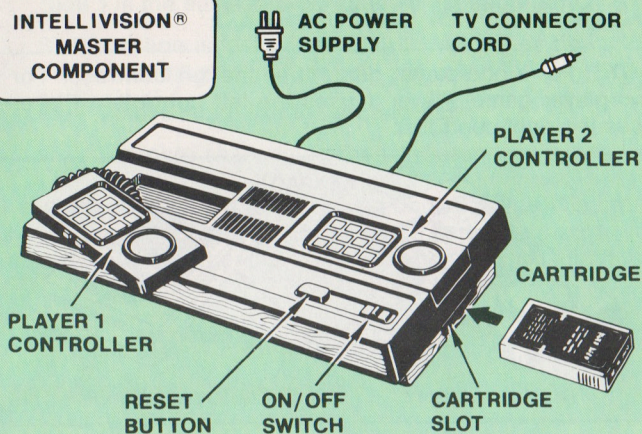
---

## GETTING READY TO PLAY

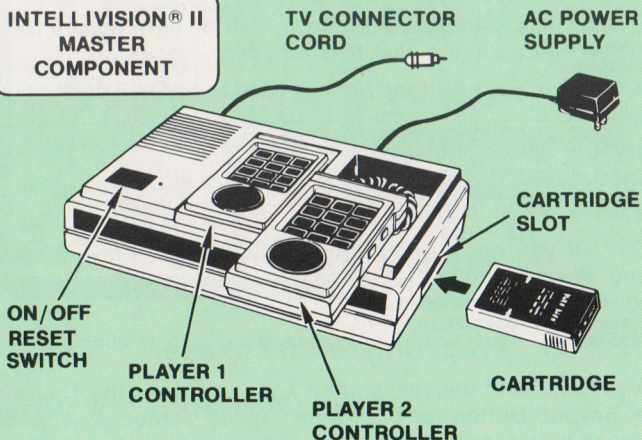
---

- Make sure the Master Component is connected to the TV and power supply is plugged in.
- TV should be on and tuned to the same channel as the Channel Select Switch on the console.
- **MAKE SURE THE MASTER COMPONENT IS OFF WHEN INSERTING CARTRIDGE.** Fully insert cartridge, with label facing up, to the indicator marks on both sides of label. Turn **Off/On** switch to **On** after cartridge has been inserted.

**INTELLIVISION®  
MASTER  
COMPONENT**

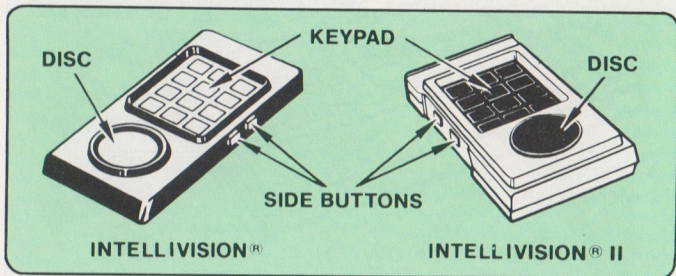


**INTELLIVISION® II  
MASTER  
COMPONENT**



## USING YOUR CONTROLS

**NOTE:** For a one-player game, use the left controller. For a two-player game, Player 1 uses the left controller; Player 2 uses the right controller.



1. **Keypad:** Use Keypad Buttons first to choose a one-player or a two-player game. Then use the Keypad Buttons to select game difficulty and to start playing.
2. **Disc:** Tilting the Disc up, down, left or right makes Lady Bug™ move in the direction selected.

**NOTE:** The Side Buttons are not used in LADY BUG™.

## HERE'S HOW TO PLAY

### STEP-BY-STEP INSTRUCTIONS

**NOTE:** If you are playing a two-player game, players take turns. Player 1 goes first. Each turn lasts until the player's Lady Bug™ is eliminated.

### STEP 1: Preparing for the chase.

Press Reset and the Title screen appears. Press the Disc or any Keypad Button for the Game Option screen to appear. Choose a one- or two-player game by pressing Keypad Button 1 or 2; then press Enter. Choose a Skill from 1 through 4 by pressing the corresponding keypad button.

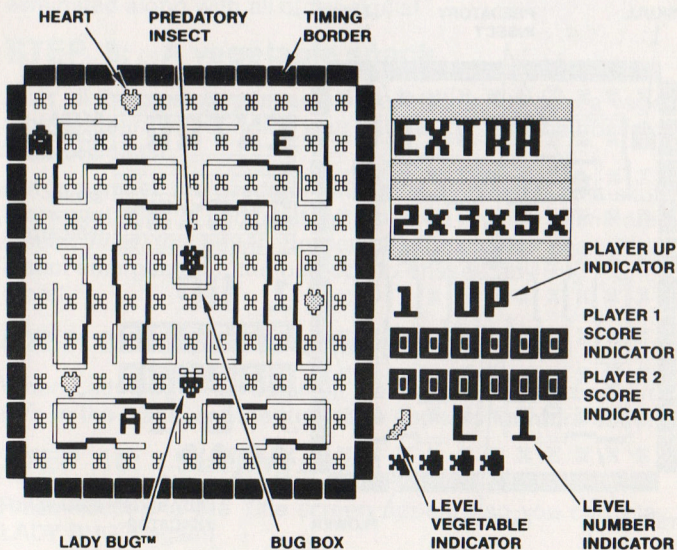
**Skill 1** is the easiest level, suitable for beginners.

**Skill 2** action is faster than Skill 1, but not as demanding as the arcade game.

**Skill 3** plays much like the arcade game.

**Skill 4** is more challenging than the arcade version!

If you accidentally make the wrong choice, press Clear and choose again. Then press Enter and a screen appears with the letters and number of hearts and skulls you will find in the maze. Good luck!



## STEP 2: Enter the Lady Bug™.

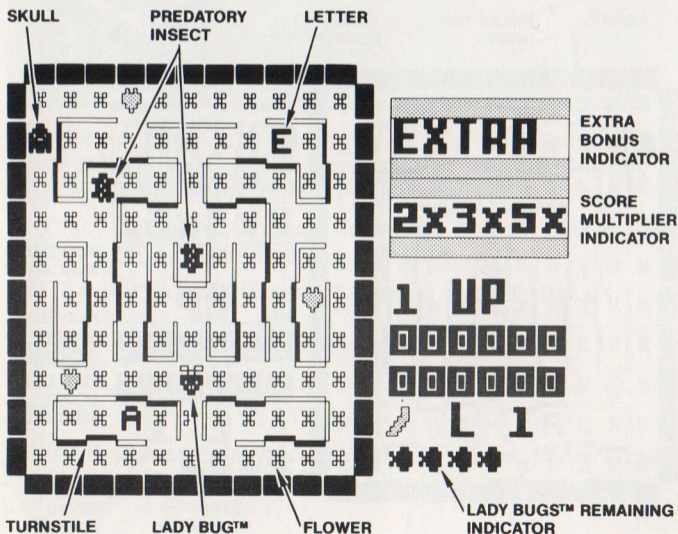
The maze screen appears. Lady Bug™ glides in and stops below the bug box. You're ready to begin.

### STEP 3: The feast.

Move Lady Bug™ through the maze. She's a hungry sort, eating as many flowers, hearts and letters as she can find. Watch the color of the hearts and letters Lady Bug™ eats. Red hearts and letters are worth the most!

### STEP 4: Multiply your score.

Eat one blue heart and double your score for the rest of the play level. Eat another blue heart and your score triples. Keep an eye on the Score Multiplier Indicator to see how fast your score will grow.



### STEP 5: EXTRA!

Each maze features two letters. Eat the letters when they're yellow to spell the word 'EXTRA' in the EXTRA Indicator. When you spell 'EXTRA,' you automatically finish the maze and earn a bonus Lady Bug™.

## **STEP 6: The chase begins!**

When the timing border changes color completely, a predatory insect leaves the bug box to chase Lady Bug™. Avoid predatory insects by steering Lady Bug™ through the turnstiles. But be careful. If a predator follows Lady Bug™ closely enough, it can slip through the turnstile and catch her!

## **STEP 7: Use your skull.**

Let Lady Bug™ guide the predatory insects into the fearsome skulls. The skulls eliminate predators on contact. But keep Lady Bug™ away from the skulls. If she touches one, she is eliminated along with all of the skulls!

## **STEP 8: A vegetable snack.**

After all the predatory insects have left the bug box, a vegetable appears there. Guide your Lady Bug™ into the box for a feast of points!

But remember, if a predatory insect is eliminated by a skull, the vegetable is immediately replaced by the eliminated insect. After the timing border changes color again, that insect emerges from the bug box to chase Lady Bug™ once more!

## **STEP 9: Going to a new maze.**

When Lady Bug™ has eaten all the flowers, hearts and letters in the maze, another full maze appears for more action!

## **STEP 10: Starting over.**

Press Reset and the Title screen appears so you can play LADY BUG™ again!

## SCORING

Flower	10 points
Blue Heart or Letter	100 points
Yellow Heart or Letter	300 points
Red Heart or Letter	800 points
Spelling 'EXTRA'	800 points <i>plus</i> a bonus Lady Bug™

Eating a blue heart multiplies your score for the rest of the play level.

First Blue Heart	score x 2
Second Blue Heart	score x 3
Third Blue Heart	score x 5

The vegetable appearing in the first maze level is worth 1000 points. The vegetable appearing in the next play level is worth 500 points more than the previous vegetable.


Each player receives five Lady Bugs™ in Skill Level 1 and three Lady Bugs™ in all other skill levels. If you spell the word 'EXTRA,' you earn a bonus Lady Bug™, added to the Lady Bugs™ Remaining Indicator.

---

## THE FUN OF DISCOVERY

---

This instruction booklet will provide the basic information you need to start playing LADY BUG™, but it is only the beginning! You will find that this cartridge is full of special features to make LADY BUG™ exciting every time you play. Experiment with different techniques — and enjoy the game!



---

## 90-DAY LIMITED WARRANTY

---

Coleco warrants to the original consumer purchaser in the United States of America that this video game cartridge will be free of defects in material or workmanship for 90 days from the date of purchase under normal in-house use.

Coleco's sole and exclusive liability for defects in material and workmanship shall be limited to repair or replacement at its authorized Coleco Service Station. This warranty does not obligate Coleco to bear the cost of transportation charges in connection with the repair or replacement of defective parts.

This warranty is invalid if the damage or defect is caused by accident, act of God, consumer abuse, unauthorized alteration or repair, vandalism, or misuse.

**Any implied warranties arising out of the sale of the video game cartridges including the implied warranties of merchantability and fitness for a particular purpose are limited to the above 90 day period. Coleco shall in no event be liable for incidental, consequential, contingent or any other damages.**

This warranty gives you specific legal rights, and you may have other rights which vary from State to State. Some states do not allow the exclusion or limitation of incidental or consequential damages or limitations on how long an implied warranty lasts, so the above limitations or exclusions may not apply to you.

### SERVICE POLICY

Please read your Video Game Owner's Manual carefully before using the product. If your video game cartridge fails to operate properly, please refer to the trouble-shooting checklist in the Owner's Manual for your particular video system. If you cannot correct the malfunction after consulting the trouble-shooting checklist, please call Customer Service on

Coleco's toll-free service hotline: 1-800-842-1225 nationwide. This service is in operation from 8:00 a.m. to 5:00 p.m. Eastern Standard Time, Monday through Friday.

If Customer Service advises you to return your video game cartridge, please return it postage prepaid and insured, with your name, address, proof of the date of purchase, and a brief description of the problem to the Service Station you have been directed to return it to by the toll-free service information. If your cartridge is found to be factory defective during the first 90 days, it will be repaired or replaced at no cost to you. If the cartridge is found to have been consumer damaged or abused and therefore not covered by the warranty, then you will be advised, in advance, of repair costs.

If your cartridge requires service after expiration of the 90 days Limited Warranty period, please call Coleco's toll-free service hotline for instructions on how to proceed: 1-800-842-1225 nationwide.



**LADY BUG™ is a trademark of Universal Co., Ltd. © 1981  
Universal Co., Ltd.**

**Intellivision® is the trademark of Mattel, Inc.**

**Package, Program and Audiovisual © 1983 Coleco Industries, Inc., Amsterdam, New York 12010**

**Printed in U.S.A.**